

Using Demonstrative Adjectives

Viewing Guide

VOCABULARY

apestoso(a) – stinky	el hombre – man	muy cansado(a) – very tired
cansado(a) – tired	la mujer – woman	la oveja – sheep
estúpido(a) – stupid	muy – very	el toro – bull



Don't forget, demonstrative adjectives go **BEFORE** the nouns they modify, not after.

This and These – generally refer to something right in front of you or immediately accessible. Here are the Spanish demonstrative adjectives that mean *this* and *these*:


	Singular	Plural		
Masculine	<i>este</i>	<i>estos</i>	<i>este toro</i>	<i>estos toros</i>
Feminine	<i>esta</i>	<i>estas</i>	<i>esta oveja</i>	<i>estas ovejas</i>

That and Those – generally refer to something relatively nearby or accessible, but not necessarily immediately in front of you. The Spanish demonstrative adjectives that mean *that* and *those* are:

	Singular	Plural		
Masculine	<i>ese</i>	<i>esos</i>	<i>ese toro</i>	<i>esos toros</i>
Feminine	<i>esa</i>	<i>esas</i>	<i>esa oveja</i>	<i>esas ovejas</i>

That Over There and Those Over There – There are no real equivalents for these demonstrative adjectives in English, but they generally refer to something farther away or more remote than *that* or *those*. Here are the Spanish demonstrative adjectives that mean *that over there* and *those over there*:

	Singular	Plural		
Masculine	<i>aquel</i>	<i>aquellos</i>	<i>aquel toro</i>	<i>aquellos toros</i>
Feminine	<i>aquella</i>	<i>aquellas</i>	<i>aquella oveja</i>	<i>aquellas ovejas</i>



Viewing Questions

1. What are the two ways that adjectives have to agree with the nouns they modify?
2. How can you tell the difference between the demonstrative adjectives *estas* and *esta*, and the second and third person singular forms of the verb *estar*?



Using Demonstrative Adjectives Worksheet



A. Make It Agree

1. Fill in the blank with the appropriate demonstrative adjective: este, esta, estos, estas.

_____ chica
_____ perro
_____ películas

_____ mujeres
_____ toros
_____ hombre

2. Fill in the blank with the appropriate demonstrative adjective: ese, esa, esos, esas.

_____ toro
_____ carros
_____ casas

_____ ojos
_____ oveja
_____ chica

3. Fill in the blank with the appropriate demonstrative adjective: aquel, aquella, aquellos, aquellas.

_____ película
_____ hombres
_____ mujer

_____ ojos
_____ ovejas
_____ carro

B. ¿Esta o Está? ¿Estas o Estás?

Where necessary, correct the following phrases by placing an accent where it belongs. If no accent is needed, write "No Change" next to the phrase.

1. Esta chica esta cansada. 2. Estasapestoso. 3. Estas ovejas estánapestosas.

C. Choose Your Own Demonstrative Adjective!

Based on the description in parentheses, fill in the blank with the appropriate demonstrative adjective.

_____ película (the movie you're watching) _____ carros (the cars in the race you watched)
_____ ojos (your eyes) _____ hombres (the men on the baseball team)
_____ oveja (a sheep far off in the distance) _____ carro (the car you're riding in)
_____ toro (a bull standing fifteen feet away) _____ chica (the girl you're eating lunch with)
_____ perro (the dog that has been digging up your parent's garden at night)
_____ mujer (the woman swimming on the other side of the lake)
_____ ovejas (the sheep standing in the middle of your living room)
_____ toros (a bunch of bulls that you saw while biking in the country)
_____ hombre (the man with the stethoscope who is giving you a physical examination)
_____ chicos y perros (the boys and dogs who are playing ball somewhere far, far away)
_____ mujeres y chicas (the women and girls having a picnic in the park across the street)



Using Demonstrative Adjectives Worksheet

Answer Key



A. Make It Agree

1. Fill in the blank with the appropriate demonstrative adjective: este, esta, estos, estas.

<u>esta</u>	chica	<u>estas</u>	mujeres
<u>este</u>	perro	<u>estos</u>	toros
<u>estas</u>	películas	<u>este</u>	hombre

2. Fill in the blank with the appropriate demonstrative adjective: ese, esa, esos, esas.

<u>ese</u>	toro	<u>esos</u>	ojos
<u>esos</u>	carros	<u>esa</u>	oveja
<u>esas</u>	casas	<u>esa</u>	chica

3. Fill in the blank with the appropriate demonstrative adjective: aquel, aquella, aquellos, aquellas.

<u>aquella</u>	película	<u>aquellos</u>	ojos
<u>aquellos</u>	hombres	<u>aquellas</u>	ovejas
<u>aquella</u>	mujer	<u>aquel</u>	carro

B. ¿Esta o Está? ¿Estas o Estás?

Where necessary, correct the following phrases by placing an accent where it belongs. If no accent is needed, write "No Change" next to the phrase.

1. Esta chica está cansada. 2. Estás apestoso. 3. Estas ovejas están apestosas. **No Change**

C. Choose Your Own Demonstrative Adjective!

Based on the description in parentheses, fill in the blank with the appropriate demonstrative adjective.


<u>esta</u>	película (the movie you're watching)	<u>esos</u>	carros (the cars in the race you watched)
<u>estos</u>	ojos (your eyes)	<u>esos</u>	hombres (the men on the baseball team)
<u>aquella</u>	oveja (a sheep far off in the distance)	<u>este</u>	carro (the car you're riding in)
<u>ese</u>	toro (a bull standing fifteen feet away)	<u>esta</u>	chica (the girl you're eating lunch with)
<u>ese</u>	perro (the dog that has been digging up your parent's garden at night)		
<u>aquella</u>	mujer (the woman swimming on the other side of the lake)		
<u>estas</u>	ovejas (the sheep standing in the middle of your living room)		
<u>estos</u>	toros (a bunch of bulls that you saw while biking in the country)		
<u>este</u>	hombre (the man with the stethoscope who is giving you a physical examination)		
<u>aquellos</u>	chicos y perros (the boys and dogs who are playing ball somewhere far, far away)		
<u>esas</u>	mujeres y chicas (the women and girls having a picnic in the park across the street)		

Using Demonstrative Adjectives Activity

What's That Thing Over There? What Is This Thing? What Are These Things?


In the diagram below, draw pictures of different nouns that you know in Spanish, but don't write their names (example: for the noun *toro*, you'd draw a bull). Then get into groups of two, and ask your partner to name the different objects using the proper demonstrative adjective. For example, for the picture that we've provided, your partner would say "aquel toro," because the bull is in the "THAT OVER THERE" zone of the diagram. The goal is to use demonstrative adjectives to identify as many of your partner's drawings as possible.

THAT OVER THERE / THOSE OVER THERE
(draw 8 things)



THAT / THOSE
(draw 6 things)

THIS / THESE
(draw 4 things)





Using Demonstrative Adjectives

Check Your Knowledge



Total Score
/ 50

A. How Do You Say. . . ?

Translate the following phrases into Spanish. (4 points each)

1. those bulls _____
2. that man over there _____
3. that girl (*la chica*) _____
4. these eyes (*los ojos*) _____
5. those women _____
6. this tired bull _____
7. those tired women over there _____
8. this stinky sheep _____

B. ¿Esta o Está? ¿Estas o Estás?

Where necessary, correct the following sentences by adding an accent. If no accent is needed, write "No Change" next to the sentence. (1 point each)

- | | |
|-------------------------|------------------------------------|
| 1. ¿Estas cansada? | 2. Esta chica esta cansada. |
| 3. ¿Estas chicas? | 4. Esta chica cansada es alta. |
| 5. ¿Esta chica cansada? | 6. La chica cansada esta apestosa. |

C. Choose Your Own Demonstrative Adjective

Based on the description in parentheses, fill in the blank with the appropriate demonstrative adjective. (2 points each)

1. _____ ojos (*your eyes*)
2. _____ chicos (*the boys standing far off in the distance*)
3. _____ carro (*the car you're riding in*)
4. _____ pelicula (*the movie that you saw last night*)
5. _____ perro (*the dog sitting in your lap*)
6. _____ chica (*the girl waving at you from the very back of a large crowd*)



Using Demonstrative Adjectives

Check Your Knowledge

Answer Key



Total Score
/ 50

A. How Do You Say...?

Translate the following phrases into Spanish. (4 points each)

- | | |
|-----------------------------------|----------------------------------|
| 1. those bulls | <u>esos toros</u> |
| 2. that man over there | <u>aquel hombre</u> |
| 3. that girl (<i>la chica</i>) | <u>esa chica</u> |
| 4. these eyes (<i>los ojos</i>) | <u>estos ojos</u> |
| 5. those women | <u>esas chicas</u> |
| 6. this tired bull | <u>este toro cansado</u> |
| 7. those tired women over there | <u>aquellas mujeres cansadas</u> |
| 8. this stinky sheep | <u>esta oveja apestosa</u> |

B. ¿Esta o Está? ¿Estas o Estás?

Where necessary, correct the following sentences by adding an accent. If no accent is needed, write "No Change" next to the sentence. (1 point each)

- | | |
|--|---|
| 1. ¿Estás cansada? | 2. Esta chica está cansada. |
| 3. ¿Estas chicas? No Change | 4. Esta chica cansada es alta. No Change |
| 5. ¿Esta chica cansada? No Change | 6. La chica cansada está apestosa. |

C. Choose Your Own Demonstrative Adjective

Based on the description in parentheses, fill in the blank with the appropriate demonstrative adjective. (2 points each)

- estos ojos (*your eyes*)
- aquellos chicos (*the boys standing far off in the distance*)
- este carro (*the car you're riding in*)
- esa película (*the movie that you saw last night*)
- este perro (*the dog sitting in your lap*)
- aquella chica (*the girl waving at you from the very back of a large crowd*)